

Genesis: In the Beginning God ...

Toddler

Teacher's Study Guide - KJV

(Fall Quarter - 1)

Contents

Suggested Preparation Plan	A-ii
Introduction	A-1
Lesson 1: Who Is God?	A-2
Lesson 2: The Bible Is God's True Word	A-8
Lesson 3: Days 1-2 - God Created ... Earth ... Light ... Air	A-14
Lesson 4: Day 3 - God Created Land, Water and Vegetation	A-20
Lesson 5: Day 4 - God Created the Sun, Moon and Stars	A-26
Lesson 6: Day 5 - God Created Fish and Birds	A-32
Lesson 7: Day 6 - God Created Animals	A-38
Lesson 8: Day 6 - God Created Man and Woman	A-44
Lesson 9: Day 7 - God Rested	A-50
Lesson 10: In the Garden of Eden with God	A-56
Lesson 11: The Fall - Sin and Separation	A-62
Lesson 12: Cain and Abel	A-68
Lesson 13: From Adam to Noah	A-74
Word Card Lists	A-81
Weekly Verses	A-82
Teacher Development	A-83
Scheduling	A-89
Basic Truths	A-90
Quarter Outline	A-91

Illustrators: Janie Breit, Sue Davis and others.

Copyright: Genesis: In the Beginning God ... Quarter 1, Toddler Teacher's Study Guide-KJV, Copyright © 1997, 2003, Lamp & Quill International.

Publisher: Lamp and Quill International, 29064 St. Tropez Place, Castaic, CA 91384-4741; Tel: (661) 295-9786, (877) 295-9786, Fax: (661) 295-9796; E-mail: lampquill@lampquill.com; Web: lampquill.com.

Country: Printed in the United States of America.

All rights reserved: No part of this material may be reproduced, stored in a retrieval system, or transmitted in any form, by any means--electronic, mechanical, photocopy, recording, computer or otherwise--without the prior written permission of the publisher, with the exception of brief excerpts used in articles or reviews.

Suggested Preparation Plan

Introduction

This suggested plan is based on two hours of time as noted below and has been maintainable for many teachers. It may take a little extra time in the beginning as you are becoming comfortable with the pattern.

Following this plan to the letter is not the goal. The goal is for you to interact with God's Word and communicate your relationship with God to the children rather than just present a lesson. We recommend that you begin by using this material as designed before you consider alternatives.

Meditate

Meditate on the passage throughout the week as you come and go, and allow God to guide your thinking in what He wants to communicate to you and your family. Ask for God's guidance throughout the process, and expect His mercy and grace to help you through rough spots. Allow God and His Word to dwell in you, and He will bring it out appropriately.

Schedule

DAY	TIME (min)	PREPARATION
1	15	Read and Begin Daily Study: Read the passage at one sitting at the beginning of the week. Begin the Daily Study pages.
2	35	Daily Study, Prepare to Share: Continue the Daily Study pages. Complete the first section of the Prepare to Share page. Read the Focus at the top of the page.
3	10	Complete Daily Study: Review the passage and complete the remaining Daily Study and Section B of the Prepare to Share page.
3-4	10	Read: Read the Passage Thoughts and the Toddler Story.
	10	Important Points & Story: Complete sections C and D of the Prepare to Share page. Identify the points you want to communicate to the children especially through the story time. (Review the toddler story.)
4-5	10	Songs & Activities: Select songs and activities which will best enhance the truths you want to communicate to your particular class. Practice a new song.
	10	Gather Supplies: Gather and prepare supplies. Keep this simple, and adapt it to what you have on hand and where your paths are already leading you whenever possible.
5-6	10	Reread the Passage and Review. Reread the passage and review points to communicate through the story and activities you have planned as needed.
	10+	Develop: Use the Teacher Development section at the back of this book along with the "Teacher's Tips and Tools" book for ongoing growth and development. Review other reference material such as commentaries only after you have completed your own study.

Music

If you struggle with music, use more familiar songs at the beginning, but make sure they relate to the focus of the passage for the sake of the children. You only have a short time for communicating the truths of the current passage, and music is a strong communicator.

Activities

If you enjoy doing activities and your class responds well to the truths of the passage through them, you may spend a little extra time here, but do not overdo it.

Introduction

Overview

Series

This series of studies for all ages begins with toddlers and covers many books of the Bible chapter by chapter in bite-size quantities over a six-year rotation. It includes the historical portions of the Old and New Testaments along with the threads and themes throughout.

Each level has a five-day devotional plan for parents and teachers who want to grow in their relationship with God along with the children.

Purpose

This book is designed to help you:

- **Develop** a personal understanding of the Bible passages.
 - **Prepare** for leading and guiding the students in a relationship with God.
-

In this book

You will find:

- thirteen six-page lessons including the daily devotions.
 - teacher's resources with directions for using the *Teacher's Tips and Tools* book along with such things as answer keys and maps.
-

Lesson layout

Begin with the first two pages, the Daily Study section. The last two left-hand pages contain information and suggestions from which to gather ideas. The fourth page has a worksheet for preparing your presentation, and the last page has activity suggestions and space to select songs and hymns.

Observe the layout below.

Daily Study	Daily Study cont.	Passage Thoughts	Prepare to Share	Passage Summary	Activity Suggestions
1	2	3	4	5	6

Class schedule


There is space for you to fill in your class schedule at the end of the book. There will be times when flexibility is needed which can best be determined by praying, preparing and listening to the needs of students. This does not mean the whole schedule should be abandoned. Consistency is important; however, moderate flexibility is also appropriate.

Resource

Refer to the *Teacher's Tips and Tools* book for ideas for effectively guiding your class and individual devoations on a daily and weekly basis.

Suggested use

See the preceding page for a suggested lesson preparation plan.



DAILY STUDY

Lesson 1: Who Is God?

Passage: Read Job 38; Acts 17:16-34

Verse: Psalm 100:3

DAY 1 LET'S BEGIN:

1. What does Genesis 1:1 tell you about God?
2. What did God create according to Genesis 1:26-27?
3. What did God do in Genesis 3:8-9?
4. What had happened according to Genesis 3:6-7?
5. What were some of the consequences according to Genesis 3:14-24?

DAY 2 VERSE ANALYSIS: Please fill in the missing words.

*Psalm 100:3 _____ ye that the LORD Himself is _____; It is _____ that hath _____ us, and
not we _____ ourselves; We are _____ people and the sheep of _____ pasture.*

1. If you have not already memorized Psalm 100, this is a good time to begin. Review it each day this week. Emphasize a different thought or verse each day.
2. What does this Psalm tell you about God?
3. What does this Psalm tell you about yourself?

DAY 3 FIND the FACTS:

1. According to Job 37:23, what did Elihu say about God?
2. Who spoke to Job in Job 38:1, and what did He say? (Job 38:1-7)
3. What did Job say to God in Job 42:1-6?
4. What do the following verses say about God Almighty?
Rev. 4:8-11

Rev. 16:7
5. What mistake did John make in Revelation 22:8?
6. What was John told to do instead? (Rev. 22:9)
7. What invitation is given in Revelation 22:17?

DAY 4 THINK it THROUGH:

1. Select one of the following characters and tell something about how God related to the person you selected and how that person responded to God. Abraham, Isaac, Jacob, Joseph, Moses, Joshua, Samuel, David, Elijah, Isaiah, Daniel, Haggai.

PASSAGE THOUGHTS

Lesson 1: Who Is God?

We cannot do justice to describing God no matter how much space we have to write. We can only see a glimpse of Him as Moses did when God placed him in the cleft of a rock as He passed by. No one has seen God. But God can be seen and known by the things He has made.

The Hebrew term for God in Genesis 1 is "Elohim." It is a plural word used as if it were singular. This suggests a plural dimension to God's being. God exists in three persons, God the Father, God the Son and God the Holy Spirit. All three persons of God's nature were present at the creation of the world. God the Father is made known through God the Son and is understood through God the Holy Spirit.

In Genesis we see God as the Creator. In fact, throughout Scripture we see that God is the Creator (Ex. 20:1; Ps. 100:3; Acts 17:24). Often the Psalmist points to the work of God's hands, such as in Psalm 19:1 which points to the heavens that declare the work of God's hands, and in Psalm 150 which points to His mighty expanse. Hebrews 11:3 says that what we see was made of invisible things. Revelation 4:11 says that everything exists by God's will.

Psalm 139 points out God's omniscience, omnipresence and omnipotence. Then it tells of God's holiness and David's recognition of his unrighteousness. Psalm 136 points out God's everlasting lovingkindness to His creation and especially to the nation of Israel as He brought her out of Egypt, defeated her enemies and gave her a land as a heritage. Psalm 138:6 says that even though God is exalted, yet He regards the humble in the midst of the proud.

According to Psalm 19:7-9 God's law is perfect, right and pure just as He is. God is faithful. He keeps all His promises (Nm. 23:19). God is love. He loved us unconditionally even when we were His enemy (Rm. 5:8). God gives to us on the basis of His generosity and goodness by His grace (Eph. 2:8-9) even though He knows our sin and guilt. Matthew

9:36-38 points out God's compassion and mercy as He healed the people even though many would not turn to Him. God is also unchangeable (Heb. 7:21-24; Mal. 3:6; Ps. 55:19).

The tabernacle was the dwelling place of God in the wilderness. It pointed forward to Christ with its symbolism, including its colors, objects, arrangement and use. As the mercy seat covered the law inside the ark of the covenant, so Christ covered the law for us with His blood (Heb. 9:24-28; 1 Pet. 5:18). Christ was both the priest and the sacrifice. And when he finished His part, He sat down at the right hand of God because His work was complete (Jn. 19:30). The work of the human priest could never be complete, nor can our work ever be enough (Heb. 10:11-12, 14-17). In fact, all our righteousness falls short of God's holiness (Rm. 3:23).

Even in the garden of Eden God provided a temporary covering for Adam and Eve through the shed blood of an animal. And then He pointed to the future promise of the One who would bruise the head of the serpent in complete victory.

God has not chosen to overwhelm us with His power and works. He has carefully selected those portions of His being which would draw us to Himself because of His great love for us. However, that love is joined with His holiness and justice which must separate Him from our sin. For us to come to God, we must come through His son, Jesus Christ, who freely loved us and gave Himself for us (Rm. 5:8). There is no possible way for us to save ourselves.

God is the supreme ruler of the universe for eternity. Revelation 14:7 points to the hour of His judgment. Romans 11:36 says that all things are from Him, through Him and to Him. Jesus Christ, God's Son, is also ruler over all (1 Cor. 8:6, Col. 1:15-17). Who do you say God is? How does your life say who God is?

PRAYER: *Father, help us trust You and talk with You in hard times.*



PREPARE to SHARE: Review the passage, and use the questions to help draw the passage together in order to strengthen your relationship with God, your family and others.



FOCUS: God was, and God is: Father, Son and Holy Spirit.

A. OBSERVE  :

1. Who are the main and other characters?
 2. Where is the action taking place, and what are the characters doing?
 3. What words or phrases: a. occur frequently; b. should be defined for the children (include a definition)?
 - a.
 - b.
 4. What qualities, promises and/or commands of God do you see in this passage?
-

B. SUMMARIZE  :

1. Into what 2-4 sections would you divide this passage? Label the sections.
 2. What information can be added by cross references?
 3. Make a summary statement of ten words or less, uniquely identifying the passage.
-

C. APPLY  :


1. From this passage what can you:
 - a. praise God for?
 - b. thank God for?
 - c. pray for yourself, your family and others?
 2. To apply this passage you would:
 3. To apply this passage a child would:
 4. What applications can be made as questions?
 - a.
 - b.
 - c.
-

D. SHARE  :

1. What important points do you want to communicate to your family, and how?
 - a.
 - b.
 - c.
-

TODDLER STORY

Lesson 1: Who Is God?



The Scripture gives us a picture of who God is. God talked with Adam and Eve in the garden of Eden. However, because of **sin**, God separated them from Himself. He put them out of the garden and condemned Adam and Eve to death. God condemns each of us today (Gn. 3:8-24); however, there is **hope** because of who God is (Jn. 3:17).

God asked Job about many things He had done (Job 38-41). Finally Job said that God could do **all things**. No one could stop any purpose of God. God revealed Himself to many people in the Old Testament. Some of those people were Abraham, Isaac, Jacob, Joseph, Moses, David, Daniel, etc. (Heb. 11:1-2)

Matthew begins as the book of the genealogy of Jesus Christ, the son of David, the son of Abraham. Luke went back to Adam. God the **Father**, the **Son** and the **Holy Ghost (Spirit)** created Adam. John said, "In the beginning was the Word and the Word was with God and the Word was God." In John 14:6 Jesus explained that He was the only way to the Father. Jesus said that those who had seen Him had seen the Father (Jn. 14:19). In John 14:16 Jesus said the Father would give them another Helper that would be the Holy Spirit (John 14:26). The Father, Son and Holy Spirit are **one**. They were all present at creation.

In Acts 17 Paul explained about the unknown God. Paul said that God was the **Creator** of the world and everything in it. Paul said that God gives life, and from one man He gave life to every nation. Paul said that God's Divine Nature is **far above** what our minds can think of or describe.

Paul said that God is loving and merciful (He gives what we do not deserve). God was willing to overlook the times man had ignored Him. God calls man to **repent**. He has set a day of righteous judgment through His Son, whom He raised from the dead. Some people said no to what Paul said, some wanted to hear more, and some joined him in belief. The end of the New Testament points us toward an eternity with or without God.

Not only the Scriptures, but also all that God has made clearly shows us about God's eternal power and His divine attributes (Rm. 1:18-21). No one has an excuse not to know God. God wants us to love and worship Him. Paul says that when we do not honor God or give thanks to Him, we are in danger of becoming fools. By worshiping the creature rather than the Creator, we may be led into sin.


Who is God? When Moses asked that question in Exodus 3:13, God replied by saying, "I AM THAT I AM." He made us, and He wants us to come to Him. He is far more than we can understand.

PASSAGE:	Job 38; Acts 17:16-34
VERSE:	Psalm 100:3 Know ye that the LORD Himself is God; It is He who has made us, and not we ourselves; We are His people and the sheep of His pasture.
QUESTIONS:	How can we know who God is? What are some things you know about God?
SONGS:	"Father, I Adore You;" "Holy, Holy, Holy;" "Isn't He Wonderful"
PRAYER:	Father, You are the Almighty Creator.




ACTIVITY SUGGESTIONS: Consider the needs of the children, then vary the suggestions according to your talents and interests.




BEGINNING:  Statement and/or activity to begin getting the children's attention.

Color page. Play hide and seek with some things related to the lesson such as objects in nature.
SAY: Welcome to class. Today we are going to be talking about who God is.

TRANSITION:  Use one or two for the morning, keep them simple, positive and fun.


Point out a different characteristic of God each time you change activities. Include such things as knowing everything, being the Creator, being in three parts, being holy, just, loving, merciful, being over everything,...

VERSE:  Show it in the Bible. The goal is enjoyable association, participation and repetition.


Put a bookmark in your Bible for the verse. Have a child help you find the verse. Repeat it several times.

GUIDED ACTIVITIES:  Do one or more with each child some time during the morning.

- **Three-in-One:** Prepare three paper dolls which are attached at the hands and feet and can be fan folded together like an accordion. Show it to the children as a representation of God the Father, Son and Holy Spirit - three in one.
SAY: God created the earth from nothing. Talk about what things might have been like before God created the heavens and the earth when only God was present in His three persons.
- **Job 38-42:** Ask the children some of the questions that God asked Job.
SAY: God asked Job many questions to help him understand who He was. Job said that God can do all things, and that nothing that God wanted to do could be stopped. Job repented and turned to God.
- **Acts 17:** Make an altar which says "Unknown God."
SAY: Paul told the people about the unknown God of their altar.
- **Old and New Testament:** Show the Old and the New Testaments to the children from your Bible and their Bibles. Show them Genesis, Job, Matthew and Acts as their attention allows.
SAY: God teaches us about Himself in both the Old and New Testaments and in the things He has made.

ENDING:  Teacher guided, easy to leave.

Memory Game: Use objects related to things God has made on a tray with about the same number of objects as the age of the children. Show the tray to the children for a short time such as a minute. Then cover the tray. Help the children use hand motions to try to describe what is covered. Have the children remove the cover and discover what was hidden.

SNACK and SHARE:  Teacher's time to listen or a time to tell the story.

- **Snack:** Crackers with cheese inside like a book inside its covers; water.
- **Questions:** What do you know about God?

REST and THINK:  A time to think quietly.

Find a quiet place to rest and think about some of the things God has made.



SONGS and HYMNS: Write answers and choices below.



1. What objective can you write for the song and hymn time? (Modify for introduction.)	
2. Introduction to song/hymn time:	
SONG/HYMN	WORDS/PHRASES to EXPLAIN
1. Familiar:	Action:
2. New:	

SONGS and HYMNS: Let's sing praises to God who is not only holy and righteous, but also loving and merciful. Let's walk to see some of the things God has made as we sing.