

Genesis: In the Beginning God ...

Primary

Teacher's Study Guide - KJV

(Fall Quarter - 1)

Contents

Suggested Preparation Plan	A-ii
Introduction	A-1
Lesson 1: Who Is God?	A-2
Lesson 2: The Bible Is God's True Word	A-10
Lesson 3: Days 1-2 - God Created ... Earth ... Light ... Air	A-18
Lesson 4: Day 3 - God Created Land, Water and Vegetation ...	A-26
Lesson 5: Day 4 - God Created the Sun, Moon and Stars	A-34
Lesson 6: Day 5 - God Created Fish and Birds	A-42
Lesson 7: Day 6 - God Created Land Animals	A-50
Lesson 8: Day 6 - God Created Man and Woman	A-58
Lesson 9: Day 7 - God Rested	A-66
Lesson 10: In the Garden of Eden with God	A-74
Lesson 11: The Fall - Sin and Separation	A-82
Lesson 12: Cain and Abel	A-90
Lesson 13: From Adam to Noah	A-98
Answer Key	A-106
Word Card Lists	A-108
Weekly Verses	A-109
Teacher Development	A-110
Scheduling	A-116
Basic Truths	A-117
Quarter Outline	A-118

Illustrators: Janie Breit, Sue Davis and others.

Copyright: Genesis: In the Beginning God . . . , Quarter 1, Primary Teacher's Study Guide-KJV, Copyright © 1997, 2003, Lamp & Quill, Intl.

Publisher: Lamp and Quill International, 29064 St. Tropez Place, Castaic, CA 91384-4741; Tel: (661) 295-9786, (877) 295-9786,

Fax: (661) 295-9796; E-mail: lampquill@lampquill.com; Web: lampquill.com.

Country: Printed in the United States of America.

All rights reserved: No part of this material may be reproduced, stored in a retrieval system, or transmitted in any form, by any means--electronic, mechanical, photocopy, recording, computer or otherwise--without the prior written permission of the publisher, with the exception of brief excerpts used in articles or reviews.

Suggested Preparation Plan

Introduction

This suggested plan is based on two-and-a-half hours of time which has been maintainable for many teachers. It may take a little extra time in the beginning while you become comfortable with the pattern.

Following this plan to the letter is not the goal. The goal is for you to interact with God's Word and communicate your relationship with God to the students rather than just present a lesson. We recommend, however, that you begin by using this material as designed before you consider alternatives.

Meditate

Meditate on the passage throughout the week as you come and go, and allow God to guide your thinking in what He wants to communicate to you and your students. Expect God's mercy and grace to help you and your class through the rough spots. Ask for God's guidance throughout the process. Allow God and His Word to dwell in you, and He will bring it out appropriately.

Schedule

DAY	TIME (min)	PREPARATION
1	15	Read and Begin Daily Study: Read the passage at one sitting at the beginning of the week. Begin the Daily Study pages.
2	30	Daily Study: Continue the Daily Study pages.
3	45	Daily Study, Prepare to Share: Complete the Daily Study page along with Section A of the Prepare to Share page. Review the passage, the focus and the verse.
4	10	Complete and Read: Complete Section B and C of the Prepare to Share page, and read the Passage Thoughts and Passage Summary.
4	10	Important Points: Complete Section D of the Prepare to Share page..
4-5	20	Large Group Leader: Prepare your lesson presentation.
		Song Leader: Choose songs which will best enhance the truths you want to communicate to your class. Practice a new song.
		Activity Leader: Choose and prepare an activity which will best enhance the truths you want to communicate. Keep this simple, and adapt it to what you have on hand and where your paths are already leading you whenever possible. This may be a quiz directed by the large group leader.
5-6	10	Reread the Passage and Review your Presentaton.
	10+	Develop: Review other reference material such as commentaries only after you have completed your own study.

Introduction

Overview

A series

This series of studies for all ages begins with toddlers and covers many books of the Bible chapter by chapter in bite-size quantities over a six-year rotation. It includes the historical portions of the Old and New Testaments along with the threads and themes throughout.

Each level has a five-day devotional plan for parents and teachers who want to grow in their relationship with God along with the students.

Purpose

This book is designed to help you:

- **Develop** a personal understanding of the Bible passages.
 - **Prepare** for leading and guiding the students in a relationship with God.
-

In this book

You will find:

- thirteen eight-page lessons including the daily devotions.
 - teacher's resources with directions for using the *Teacher's Tips and Tools* book along with such things as answer keys and maps.
-

Lesson layout

Begin with the first two pages, the Daily Study section. The last three left-hand pages contain information and suggestions from which to gather ideas. The last three right-hand pages have worksheets to fill in your specific selections.

Observe the layout below.

Daily Study	Daily Study cont.	Passage Thoughts	Prepare to Share Worksheet	Narrative Story	Story & Songs Worksheet	Activities	Activity Worksheet
1	2	3	4	5	6	7	8

Class schedule


There is space for you to fill in your class schedule at the end of the book. There will be times when flexibility is needed which can best be determined by praying, preparing and listening to the needs of students. This does not mean the whole schedule should be abandoned. Consistency is important; however, moderate flexibility is also appropriate.

Resource

Refer to the *Teacher's Tips and Tools* book for ideas for effectively guiding your class and individual devoations on a daily and weekly basis.

Suggested use

See the preceding page for a suggested lesson preparation plan.



DAILY STUDY

Lesson 1: Who Is God?

Passage: Read Job 38; Acts 17:16-34

Verse: Psalm 100:3

DAY 1 LET'S BEGIN:

1. What does Genesis 1:1 tell you about God?
2. What did God create according to Genesis 1:26-27?
3. What did God do in Genesis 3:8-9?
4. What had happened according to Genesis 3:6-7?
5. What were some of the consequences according to Genesis 3:14-24?

DAY 2 VERSE ANALYSIS: Please fill in the missing words.

Psalm 100:3 _____ ye that the LORD Himself is _____; it is _____ that hath _____ us, and not we _____; we are _____ people and the sheep of _____ pasture.

1. If you have not already memorized Psalm 100, this is a good time to begin. Review it each day this week. Emphasize a different thought or verse each day.
2. What does this Psalm tell you about God?
3. What does this Psalm tell you about yourself?

DAY 3 FIND the FACTS:

1. According to Job 37:23, what did Elihu say about God?
2. Who spoke to Job in Job 38:1, and what did He say? (Job 38:1-7)
3. What did Job say to God in Job 42:1-6?
4. What do the following verses say about God Almighty?
Rev. 4:8-11

Rev. 16:7
5. What mistake did John make in Revelation 22:8?
6. What was John told to do instead? (Rev. 22:9)
7. What invitation is given in Revelation 22:17?

DAY 4 THINK it THROUGH:

1. Select one of the following characters and tell something about how God related to the person you selected and how that person responded to God. Abraham, Isaac, Jacob, Joseph, Moses, Joshua, Samuel, David, Elijah, Isaiah, Daniel, Haggai. What does the previous question tell you about God?

PASSAGE THOUGHTS

Lesson 1: Who Is God?

We cannot do justice to describing God no matter how much space we have to write. We can only see a glimpse of Him as Moses did when God placed him in the cleft of a rock as He passed by. No one has seen God. But God can be seen and known by the things He has made.

The Hebrew term for God in Genesis 1 is "Elohim." It is a plural word used as if it were singular. This suggests a plural dimension to God's being. God exists in three persons, God the Father, God the Son and God the Holy Spirit. All three persons of God's nature were present at the creation of the world. God the Father is made known through God the Son and is understood through God the Holy Spirit.

In Genesis we see God as the Creator. In fact, throughout Scripture we see that God is the Creator (Ex. 20:1; Ps. 100:3; Acts 17:24). Often the Psalmist points to the work of God's hands, such as in Psalm 19:1 which points to the heavens that declare the work of God's hands, and in Psalm 150 which points to His mighty expanse. Hebrews 11:3 says that what we see was made of invisible things. Revelation 4:11 says that everything exists by God's will.

Psalm 139 points out God's omniscience, omnipresence and omnipotence. Then it tells of God's holiness and David's recognition of his unrighteousness. Psalm 136 points out God's everlasting lovingkindness to His creation and especially to the nation of Israel as He brought her out of Egypt, defeated her enemies and gave her a land as a heritage. Psalm 138:6 says that even though God is exalted, yet He regards the humble in the midst of the proud.

According to Psalm 19:7-9 God's law is perfect, right and pure just as He is. God is faithful. He keeps all His promises (Nm. 23:19). God is love. He loved us unconditionally even when we were His enemy (Rm. 5:8). God gives to us on the basis of His generosity and goodness by His grace (Eph. 2:8-9) even though He knows our

sin and guilt. Matthew 9:36-38 points out God's compassion and mercy as He healed the people even though many would not turn to Him. God is also unchangeable (Heb. 7:21-24; Mal. 3:6; Ps. 55:19).

The tabernacle was the dwelling place of God in the wilderness. It pointed forward to Christ with its symbolism, including its colors, objects, arrangement and use. As the mercy seat covered the law inside the ark of the covenant, so Christ covered the law for us with His blood (Heb. 9:24-28; 1 Pet. 5:18). Christ was both the priest and the sacrifice. And when he finished His part, He sat down at the right hand of God because His work was complete (Jn. 19:30). The work of the human priest could never be complete, nor can our work ever be enough (Heb. 10:11-12, 14-17). In fact, all our righteousness falls short of God's holiness (Rm. 3:23).

Even in the garden of Eden God provided a temporary covering for Adam and Eve through the shed blood of an animal. And then He pointed to the future promise of the One who would bruise the head of the serpent in complete victory.

God has not chosen to overwhelm us with His power and works. He has carefully selected those portions of His being which would draw us to Himself because of His great love for us. However, that love is joined with His holiness and justice which must separate Him from our sin. For us to come to God, we must come through His son, Jesus Christ, who freely loved us and gave Himself for us (Rm. 5:8). There is no possible way for us to save ourselves.

God is the supreme ruler of the universe for eternity. Revelation 14:7 points to the hour of His judgment. Romans 11:36 says that all things are from Him, through Him and to Him. Jesus Christ, God's Son, is also ruler over all (1 Cor. 8:6, Col. 1:15-17). Who do you say God is? How does your life say who God is?

PRAYER: *Father, help us trust You and talk with You in hard times.*



PREPARE to SHARE: Review the passage, and use the questions to help draw the passage together in order to strengthen your relationship with God, your family and others.



FOCUS: God was, and God is: Father, Son and Holy Spirit.

A. OBSERVE  :

1. Who are the main and other characters?
 2. Where is the action taking place, and what are the characters doing?
 3. What words or phrases: a. occur frequently; b. should be defined for the students (include a definition)?
 - a.
 - b.
 4. What qualities, promises and/or commands of God do you see in this passage?
-

B. SUMMARIZE  :

1. Into what 2-4 sections would you divide this passage? Label the sections.
 2. What information can be added by cross references?
 3. Make a summary statement of ten words or less, uniquely identifying the passage.
-

C. APPLY  :


1. From this passage what can you:
 - a. praise God for?
 - b. thank God for?
 - c. pray for yourself, your students and others?
 2. To apply this passage you would:
 3. To apply this passage a student would:
 4. What applications can be made as questions?
 - a.
 - b.
 - c.
-

D. SHARE  :

1. What important points do you want to communicate to your students, and how?
 - a.
 - b.
 - c.
-

STORY PAGE

Lesson 1: Who Is God?



The Scriptures give us a picture of who God is throughout their pages. According to Genesis 3:8, God spent time with Adam and Eve in the garden of Eden where

they talked with Him. However, because of **sin**, they were separated from that communication with God. They were also condemned to death as each of us is today (Gn. 3:8-24). However, there is **hope** for us because of who God is (Jn. 3:17).

In Job 37, which was possibly written during the time of Abraham, Elihu pointed out the power of God. But then he said, "The Almighty – we cannot find Him..." as if God had set things in motion but then had removed Himself from His creation.

However, beginning with Job 38, God spoke directly to Job and questioned Job about many magnificent things that He had done. Finally, Job 42:6 says that Job repented in dust and ashes. Job said that God could do **all things** and that no purpose of God's could be stopped.

Throughout the Old Testament God revealed Himself to many people at different times and in various ways (Heb. 11:1-2). Some of those people were Abraham, Isaac, Jacob, Joseph, Moses, Joshua, Samuel, David, Elijah, Isaiah, Daniel and Haggai. The tabernacle in the wilderness became the dwelling place of God where the people would go to worship Him. The tabernacle was a picture of **Christ**, or God the Son, who was to come (Ex. 35-40).

After some four hundred years of silence, Matthew began with genealogy of Jesus Christ, the son of David, the son of Abraham. Luke took the lineage back to Adam who was created by God the **Father**, the **Son** and the **Holy Ghost (Spirit)**. John began by saying, "In the beginning was the Word, and the Word was with God, and the Word was God." In

John 14:6 Jesus explained that He was the way, the truth and the life and that no one comes to the Father but through Him. Jesus said that those who had seen Him had seen the Father (Jn. 14:19). In John 14:16 Jesus said the Father would give another Helper who would be the Holy Spirit according to John 14:26. The Father, Son and Holy Spirit are **one**, and they were all present at creation.

In Acts 17 Paul pointed out the altar the people had made to the unknown God. Paul began explaining the unknown God who was the **Creator** of the world and everything in it. God gives life, and from one man He gave life to every nation. God sovereignly determined the times and boundaries of nations. He said that the Godhead is **far above** what our minds can think of or describe.

However, God is loving and merciful (He gives us what we do not deserve). He was willing to overlook the times man had ignored Him. God calls man to **repent** because a day of righteous judgment has been set through His Son whom He raised from the dead. Some people rejected what Paul said, some wanted to hear more, and some joined him in belief. The New Testament ends by pointing us toward an eternity with or without God.

Not only the Scriptures, but also all that God has made clearly shows and helps us understand about God's eternal power and His divine nature (Rm. 1:18-21). No one has an excuse not to know God, who wants us to love and worship Him. Paul says that when we do not honor God or give thanks to Him, we are in danger of becoming fools and of being led into sin because of worshiping the creature rather than the Creator.

Who is God? When Moses asked that question in Exodus 3:13, God replied by saying, "I AM THAT I AM." He made us, and He wants us to come to Him. He is far more than we can understand.

QUESTIONS: How can we know who God is? What are some things you know about God?

BIBLE VERSE: Psalm 100:3 Know ye that the LORD He is God: it is He that hath made us, and not we ourselves; we are His people, and the sheep of His pasture.



STORY WORKSHEET: *Write answers and prepare well.*



1. What lesson focus will you communicate to the students? (Consider truths about God and current applications.)

2. How will you present the story? (Read the students' story for ideas.)
Beginning statement:

Outline, dialogue, action, sounds, illustrations, etc.:

Ending statement:

3. What questions will you ask the students? (Use: who, what and where; and write answers.)
(Write questions on pretend items as if they were invisible objects to represent an invisible God.)

a.

a.

b.

c.

d.

e.



SONGS and HYMNS: *Write answers and choices below.*



1. What objective can you write for the song and hymn time? (Modify for introduction.)

2. Introduction to song/hymn time:

SONG/HYMN	WORDS/PHRASES
1. Familiar:	
2. New:	
3. Familiar:	Action:
4. Familiar (Optional):	

SONG and HYMN SUGGESTIONS

SONGS: "Father, I Adore You;" "Holy, Holy, Holy;" "Isn't He Wonderful"
STATEMENT: Let's sing praises to God who is not only holy and righteous, but also loving and merciful.
ACTIVITY: Let's walk to see some of the things God has made as we sing.




SMALL GROUP SUGGESTIONS: *Consider the needs of the students, then vary the suggestions according to your talents and interests.*



BEGINNING:  *Statement and/or activity to begin getting the students' attention.*

Welcome to class. Today we are going to be talking about who God is.

- **Word Puzzle Page:** Have these available as students arrive. Use the time they are doing the papers to talk with them individually. When it is time to start, have the students put them away to complete later.
- **God's Attributes:** Have the students list as many of the attributes of God as they can, individually or in small groups.

TRANSITION:  *Use one or two for the morning; keep them simple, positive and fun.*

- Think about a different characteristic of God each time you change activities. Include such things as knowing everything, being the Creator, being in three parts, being holy, just, loving, merciful, being over everything, etc.

VERSE:  *Help students find it in their Bible. Use enjoyable association, participation and repetition.*

Read the Psalm: Read Psalm 100 to the children from your Bible. Emphasize verse 3. Pretend to be sheep in a pasture. Have the children practice the verse with you phrase by phrase several times. Emphasize different words.

LARGE MUSCLE:  *Have as many students active at one time as possible.*

Nature Walk: Take a walk and notice things God has made. Notice clouds, birds, plants, etc. Perhaps collect things which can be made into a nature collage later. Or point out things which they can draw as a picture.

GUIDED ACTIVITIES:  *Consider the students' abilities and interests.*

- **Three-in-One:** Empty the area and sit in a circle. Prepare three paper dolls which are attached at the hands and feet and can be fan folded together like an accordion. Show it to the students as a representation of God the Father, Son and Holy Spirit - three in one. God created the earth from nothing. Talk about what things might have been like before God created the heavens and the earth when only God was present in His three persons.
- **Job 38-42:** Ask the students some of the questions that God asked Job.
SAY: God asked Job many questions to help him understand who He was. Job said that God can do all things, and that nothing that God wanted to do could be stopped. Job repented and turned to God.
- **Acts 17:** Make an altar which says "Unknown God."
SAY: Paul told the people about the unknown God of their altar.
- **Old and New Testament:** Have students find the Old and the New Testaments in your Bible and their Bibles. Have them find Genesis, Job, Matthew and Acts.
SAY: God teaches us about Himself in both the Old and New Testaments and in the things He has made.

DEVOTION DISCUSSION & PRAYER:  *Students share from their home devotion pages.*

Students should have their home devotion pages as teachers ask questions and students share their answers. Afterwards use a notebook to record prayer requests, review answers and pray together. If this is the first lesson of the year, acquaint the students with the devotions.

STOP and THINK:  *A few minutes (3-7) to meditate.*

Find a quiet place to rest and think about some of the things God has made.

ENDING:  *Teacher guided, easy to leave.*

Memory Game: Use objects related to things God has made on a tray with about the same number of objects as the age of the students. Show the tray with the objects to the students for a short time such as a minute. Then cover the tray and remove it from sight in order to remove one object. Have the students guess which object is missing. Add or subtract the number of objects you are using if it is too hard or too easy.

SECOND HOUR SELECTIONS

SNACK and SHARE:  *Share challenges and/or successes while snacking; pray after cleanup.*

- **Snack:** Crackers with cheese inside like a book inside its covers; water.
- **Questions:** What do you know about God?



SMALL GROUP WORKSHEET: *See facing page for suggestions.*



ACTIVITY	INTRODUCTORY STATEMENT	MATERIALS
BEGINNING		
TRANSITION		
VERSE		
LARGE MUSCLE		
GUIDED ACTIVITY		
DEVOTION DISCUSSION		
STOP and THINK		
ENDING		

SECOND HOUR: *See facing page for suggestions.*

SNACK and SHARE		