

Genesis: In the Beginning God ...

Parent Study Guide - KJV

(Fall Quarter - 1)

Contents

Suggested Use Plan	A-ii
Introduction	A-1
Lesson 1: Who Is God?	A-2
Lesson 2: The Bible Is God's True Word	A-8
Lesson 3: Days 1-2 - God Created ... Earth ... Light ... Air	A-14
Lesson 4: Day 3 - God Created Land, Water and Vegetation	A-20
Lesson 5: Day 4 - God Created the Sun, Moon and Stars	A-26
Lesson 6: Day 5 - God Created Fish and Birds	A-32
Lesson 7: Day 6 - God Created Land Animals	A-38
Lesson 8: Day 6 - God Created Man and Woman	A-44
Lesson 9: Day 7 - God Rested	A-50
Lesson 10: In the Garden of Eden with God	A-56
Lesson 11: The Fall - Sin and Separation	A-62
Lesson 12: Cain and Abel	A-68
Lesson 13: From Adam to Noah	A-74
Answer Keys	A-80
Word Card Lists	A-82
Weekly Verses	A-83
Basic Truths	A-84
Parent Teacher Development	A-85
Quarter Outline	A-91

Illustrators: Janie Breit, Sue Davis and others.

Copyright: Genesis: In the Beginning God ..., Quarter 1, Parent Study Guide - KJV, Copyright © 1997, 2003, Lamp & Quill International.

Publisher: Lamp and Quill International, 29064 St. Tropez Place, Castaic, CA 91384-4741; Tel: (661) 295-9786, (877) 295-9786, Fax: (661) 295-9796;
E-mail: lampquill@lampquill.com; Web: lampquill.com.

Country: Printed in the United States of America.

All rights reserved: No part of this material may be reproduced, stored in a retrieval system, or transmitted in any form, by any means--electronic, mechanical, photocopy, recording, computer or otherwise--without the prior written permission of the publisher, with the exception of brief excerpts used in articles or reviews.

Suggested Use Plan

Introduction

This suggested plan is just that, a suggestion. The goal is for you to interact with God and His Word and to communicate your relationship with God to other family members. Every family will approach this with a different lifestyle and with differing ages. It will take some communication and experimentation to fit your lifestyle, and it will need periodic modifications (even seasonal adjustments) as children grow and lifestyles change.

Meditate

Meditate on the passage throughout the week as you come and go, and allow God to guide your thinking in what He wants to communicate to you and your family. Ask for God's guidance throughout the process, and expect His mercy and grace to help you through rough spots. Allow God and His Word to dwell in you, and He will bring it out appropriately.

Schedule

DAY	TIME (min)	IMPLEMENTATION
1	15	Family: Read the passage at one sitting at the beginning of the week with as many of the family as possible. Note first impressions to one another.
2	15 10 10-15	Individuals: Parents complete Day 1 of the Daily Study and help or encourage kindergarten and older children with their studies. Parents - Prepare to Share: Complete section A of the Prepare to Share page. Read the Focus at the top of the page. Family: Read a portion of the passage, introduce the verse, pray.
3	10 10 10-15	Individuals: Parents complete Day 2, and help or encourage the children. Parents - Songs & Activities: Select a song to learn. Review the activity page and plan one or two things to do especially with your younger children during the week. Family: Read a portion of the passage, consider some of the children's questions from their devotions, sing, pray.
4	10 10 10-15	Individuals: Parents complete Day 3 of your study, and help or encourage the children. Parents - Read: Read the Passage Thoughts and the Story Page. Family: Read a portion of the passage, review the verse, consider questions, pray.
5	15 10 10-15	Individuals: Parents complete Day 4, and help or encourage the children. Parents - Prepare to Share: Complete sections B and C. Family: Read a portion of the passage, consider questions, sing, pray.
6	20 10 10-15	Individuals: Parents complete Day 5, and help or encourage the children. Parents - Prepare to Share: Review the passage and complete section D. Family: Share how the passage has affected lives, review the verse, sing, pray.

Younger

Families with younger children have found it effective for Moms to do activities with the children during the day and share results with Dad in the evening.

Older

Families with older children have found it effective to establish a daily time when everyone does their own individual devotions together.

One evening

Some families have found that it is effective to have a devotional evening one time during the week for the whole family with individual devotions daily.

Introduction

Overview

A series

This series of studies for all ages begins with toddlers and covers many books of the Bible chapter by chapter in bite-size quantities over a six-year rotation. It includes the historical portions of the Old and New Testaments along with the threads and themes throughout.

Each level has a five-day devotional plan for parents and teachers who want to grow in their relationships with God along with the children.

Purpose

This book is designed to help you:

- **Develop** a personal understanding of the Bible passages.
 - **Prepare** to focus your family on the truths from the passages.
-

In this book

You will find:

- thirteen six-page lessons including the daily devotions.
 - teacher's resources with directions for using the *Teacher's Tips and Tools* book along with such things as answer keys and maps.
-

Lesson layout

Begin with the first two pages, the Daily Study section. The last two left-hand pages contain information and suggestions from which to gather ideas. The fourth page has a worksheet for preparing your presentation, and the last page has activity suggestions.

Observe the layout below.


Daily Study	Daily Study cont.	Passage Thoughts	Prepare to Share	Passage Summary	Activity Suggestions
1	2	3	4	5	6

Resource

Refer to the *Family Tips and Tools* book for helpful ideas for effectively guiding family and individual devotions on a daily or weekly basis.

Suggested Use

See the preceding page for a suggested use plan.



DAILY STUDY

Lesson 1: Who Is God?

Passage: Read Job 38; Acts 17:16-34

Verse: Psalm 100:3

DAY 1 LET'S BEGIN:

1. What does Genesis 1:1 tell you about God?
2. What did God create according to Genesis 1:26-27?
3. What did God do in Genesis 3:8-9?
4. What had happened according to Genesis 3:6-7?
5. What were some of the consequences according to Genesis 3:14-24?

DAY 2 VERSE ANALYSIS: Please fill in the missing words.

*Psalm 100:3 _____ ye that the LORD Himself is _____; It is _____ that hath _____ us, and
not we _____ ourselves; We are _____ people and the sheep of _____ pasture.*

1. If you have not already memorized Psalm 100, this is a good time to begin. Review it each day this week. Emphasize a different thought or verse each day.
2. What does this Psalm tell you about God?
3. What does this Psalm tell you about yourself?

DAY 3 FIND the FACTS:

1. According to Job 37:23, what did Elihu say about God?
2. Who spoke to Job in Job 38:1, and what did He say? (Job 38:1-7)
3. What did Job say to God in Job 42:1-6?
4. What do the following verses say about God Almighty?
Rev. 4:8-11

Rev. 16:7
5. What mistake did John make in Revelation 22:8?
6. What was John told to do instead? (Rev. 22:9)
7. What invitation is given in Revelation 22:17?

DAY 4 THINK it THROUGH:

1. Select one of the following characters and tell something about how God related to the person you selected and how that person responded to God. Abraham, Isaac, Jacob, Joseph, Moses, Joshua, Samuel, David, Elijah, Isaiah, Daniel, Haggai.

PASSAGE THOUGHTS

Lesson 1: Who Is God?

We cannot do justice to describing God no matter how much space we have to write. We can only see a glimpse of Him as Moses did when God placed him in the cleft of a rock as He passed by. No one has seen God. But God can be seen and known by the things He has made.

The Hebrew term for God in Genesis 1 is "Elohim." It is a plural word used as if it were singular. This suggests a plural dimension to God's being. God exists in three persons, God the Father, God the Son and God the Holy Spirit. All three persons of God's nature were present at the creation of the world. God the Father is made known through God the Son and is understood through God the Holy Spirit.

In Genesis we see God as the Creator. In fact, throughout Scripture we see that God is the Creator (Ex. 20:1; Ps. 100:3; Acts 17:24). Often the Psalmist points to the work of God's hands, such as in Psalm 19:1 which points to the heavens that declare the work of God's hands, and in Psalm 150 which points to His mighty expanse. Hebrews 11:3 says that what we see was made of invisible things. Revelation 4:11 says that everything exists by God's will.

Psalm 139 points out God's omniscience, omnipresence and omnipotence. Then it tells of God's holiness and David's recognition of his unrighteousness. Psalm 136 points out God's everlasting lovingkindness to His creation and especially to the nation of Israel as He brought her out of Egypt, defeated her enemies and gave her a land as a heritage. Psalm 138:6 says that even though God is exalted, yet He regards the humble in the midst of the proud.

According to Psalm 19:7-9 God's law is perfect, right and pure just as He is. God is faithful. He keeps all His promises (Nm. 23:19). God is love. He loved us unconditionally even when we were His enemy (Rm. 5:8). God gives to us on the basis of His generosity and goodness by His grace (Eph. 2:8-9) even though He knows our sin and guilt. Matthew

9:36-38 points out God's compassion and mercy as He healed the people even though many would not turn to Him. God is also unchangeable (Heb. 7:21-24; Mal. 3:6; Ps. 55:19).

The tabernacle was the dwelling place of God in the wilderness. It pointed forward to Christ with its symbolism, including its colors, objects, arrangement and use. As the mercy seat covered the law inside the ark of the covenant, so Christ covered the law for us with His blood (Heb. 9:24-28; 1 Pet. 5:18). Christ was both the priest and the sacrifice. And when he finished His part, He sat down at the right hand of God because His work was complete (Jn. 19:30). The work of the human priest could never be complete, nor can our work ever be enough (Heb. 10:11-12, 14-17). In fact, all our righteousness falls short of God's holiness (Rm. 3:23).

Even in the garden of Eden God provided a temporary covering for Adam and Eve through the shed blood of an animal. And then He pointed to the future promise of the One who would bruise the head of the serpent in complete victory.

God has not chosen to overwhelm us with His power and works. He has carefully selected those portions of His being which would draw us to Himself because of His great love for us. However, that love is joined with His holiness and justice which must separate Him from our sin. For us to come to God, we must come through His son, Jesus Christ, who freely loved us and gave Himself for us (Rm. 5:8). There is no possible way for us to save ourselves.

God is the supreme ruler of the universe for eternity. Revelation 14:7 points to the hour of His judgment. Romans 11:36 says that all things are from Him, through Him and to Him. Jesus Christ, God's Son, is also ruler over all (1 Cor. 8:6, Col. 1:15-17). Who do you say God is? How does your life say who God is?



PRAYER: *Father, help us trust You and talk with You in hard times.*



PREPARE to SHARE: Review the passage, and use the questions to help draw the passage together in order to strengthen your relationship with God, your family and others.



FOCUS: God was, and God is: Father, Son and Holy Spirit.

A. OBSERVE   :

1. Who are the main and other characters?
 2. Where is the action taking place, and what are the characters doing?
 3. What words or phrases: a. occur frequently; b. should be defined for the children (include a definition)?
 - a.
 - b.
 4. What qualities, promises and/or commands of God do you see in this passage?
-

B. SUMMARIZE   :

1. Into what 2-4 sections would you divide this passage? Label the sections.
 2. What information can be added by cross references?
 3. Make a summary statement of ten words or less, uniquely identifying the passage.
-

C. APPLY  :


1. From this passage what can you:
 - a. praise God for?
 - b. thank God for?
 - c. pray for yourself, your family and others?
 2. To apply this passage you would:
 3. To apply this passage a child would:
 4. What applications can be made as questions?
 - a.
 - b.
 - c.
-

D. SHARE  :

1. What important points do you want to communicate to your family, and how?
 - a.
 - b.
 - c.
-

PASSAGE SUMMARY

Lesson 1: Who Is God?



The Scriptures give us a picture of who God is throughout their pages. According to Genesis 3:8, God spent time with Adam and Eve in the garden of Eden where they talked with Him. However, because of **sin**, they were separated from that communication with God. They were also condemned to death as each of us is today (Gn. 3:8-24). However, there is **hope** for us because of who God is (Jn. 3:17).

In Job 37, which was possibly written during the time of Abraham, Elihu pointed out the power of God. But then he said, "The Almighty – we cannot find Him..." as if God had set things in motion but then had removed Himself from His creation.

However, beginning with Job 38, God spoke directly to Job and questioned Job about many magnificent things that He had done. Finally, Job 42:6 says that Job repented in dust and ashes. Job said that God could do **all things** and that no purpose of God's could be stopped.

Throughout the Old Testament God revealed Himself to many people at different times and in various ways. (Heb. 11:1-2) Some of those people were Abraham, Isaac, Jacob, Joseph, Moses, Joshua, Samuel, David, Elijah, Isaiah, Daniel and Haggai. The tabernacle in the wilderness became the dwelling place of God where the people would go to worship Him. The tabernacle was a picture of **Christ**, or God the Son, who was to come (Ex. 35-40).

After some four hundred years of silence, Matthew began with genealogy of Jesus Christ, the son of David, the son of Abraham. Luke took the lineage back to Adam who was created by God the **Father**, the **Son** and the **Holy Ghost (Spirit)**. John began by saying, "In the beginning was the Word, and the Word was with God, and the

Word was God." In John 14:6 Jesus explained that He was the way, the truth and the life and that no one comes to the Father but through Him. Jesus said that those who had seen Him had seen the Father (Jn. 14:19). In John 14:16 Jesus said the Father would give another Helper who would be the Holy Spirit according to John 14:26. The Father, Son and Holy Spirit are **one**, and they were all present at creation.

In Acts 17 Paul pointed out the altar the people had made to the unknown God. Paul began explaining the unknown God who was the **Creator** of the world and everything in it. God gives life, and from one man He gave life to every nation. God sovereignly determined the times and boundaries of nations. He said that the Godhead is **far above** what our minds can think of or describe.

However, God is loving and merciful (He gives us what we do not deserve). He was willing to overlook the times man had ignored Him. God calls man to **repent** because a day of righteous judgment has been set through His Son whom He raised from the dead. Some people rejected what Paul said, some wanted to hear more, and some joined him in belief. The New Testament ends by pointing us toward an eternity with or without God.

Not only the Scriptures, but also all that God has made clearly shows and helps us understand about God's eternal power and His divine nature (Rm. 1:18-21). No one has an excuse not to know God, who wants us to love and worship Him. Paul says that when we do not honor God or give thanks to Him, we are in danger of becoming fools and of being led into sin because of worshiping the creature rather than the Creator.


Who is God? When Moses asked that question in Exodus 3:13, God replied by saying, "I AM THAT I AM." He made us, and He wants us to come to Him. He is far more than we can understand.

QUESTIONS: How can we know who God is?
What are some things you know about God?



ACTIVITY SUGGESTIONS: Consider the needs of the children, then vary the suggestions according to your talents and interests.




BEGINNING:  Statement and/or activity to begin getting the children's attention.


Use a color page. Play hide and seek with some things related to the lesson such as objects in nature.
SAY: Welcome to class. Today we are going to be talking about who God is.

TRANSITIONS:  Use one or two during the week; keep them simple, positive and fun.


Think about a different characteristic of God each time you change activities. Include such things as knowing everything, being the Creator, being in three parts, being holy, just, loving, merciful, being over everything, etc.

VERSE:  Locate it in the Bible. The goal is enjoyable association, participation and repetition.

Read Psalm 100 to the children from your Bible. Emphasize verse 3. Pretend to be sheep in a pasture. Have the children practice the verse with you phrase by phrase several times. Emphasize different words.

SONGS and HYMNS:  Sing together.

- "Father, I Adore You;" "Holy, Holy, Holy;" "Isn't He Wonderful"
- **Say and Do:** Let's sing praises to God who is not only holy and righteous, but also loving and merciful. Let's walk to see some of the things God has made as we sing.

LARGE MUSCLE:  Use when it is time for some guided action.

Nature Walk: Take a walk and notice things God has made. Notice clouds, birds, plants, etc. Perhaps collect things which can be made into a nature collage later. Or point out things which they can draw as a picture.

THINK and DO:  Look up, look around, look inside.

- **Three-in-One:** Empty the area and sit in a circle. Prepare three paper dolls which are attached at the hands and feet and can be fan folded together like an accordion. Show it to the children as a representation of God the Father, Son and Holy Spirit - three in one.
SAY: God created the earth from nothing. Talk about what things might have been like before God created the heavens and the earth when only God was present in His three persons.
- **Job 38-42:** Ask the children some of the questions that God asked Job.
SAY: God asked Job many questions to help him understand who He was. Job said that God can do all things, and that nothing that God wanted to do could be stopped. Job repented and turned to God.
- **Acts 17:** Make an altar which says "Unknown God."
SAY: Paul told the people about the unknown God of their altar.
- **Old and New Testament:** Show them the Old and the New Testaments in your Bible, and help them find them in their Bibles. Help them find Genesis, Job, Matthew and Acts as their attention allows.
SAY: God teaches us about Himself in both the Old and New Testaments and in the things He has made.

TODDLER ACTIVITIES:  Do one or more with each child some time during the week.


- **Hide and Seek:** Play hide and seek by covering your eyes with your hands. Help your toddler play, too. Tell your child that we cannot see God, but He is real anyway.

SNACK and SHARE:  Parent's time to listen.


- **Snack:** Crackers with cheese inside like a book inside its covers; water.
- **Questions:** What do you know about God?

STOP and CONSIDER:  A time to think quietly.

Find a quiet place to rest and think about some of the things God has made.

REVIEW:  An enjoyable time of remembering or practicing.

Memory Game: Use objects related to things God has made on a tray with about the same number of objects as the age of the children. Show the tray with the objects to the children for a short time such as a minute. Then cover the tray and remove it from sight in order to remove one object. Have the children guess which object is missing. Add or subtract the number of objects you are using if it is too hard or too easy.



DAILY STUDY

Lesson 2: The Bible Is God's True Word

Passage: Read Jn. 1:1-18; Rev. 1:1-8; 22:1-21 Vs: Ps. 119:89

DAY 1 LET'S BEGIN:

1. Read John 1:1-18; and Rev. 1:1-8; 22:1-21. List three ways these passages relate to the title of this lesson and to each other.
2. How do the passages in question 1 relate to Genesis 1?
3. Read Genesis 1 and Revelation 22. What are 2-3 similarities you see between Genesis 1 and Revelation 22?
4. What are 2-3 differences between Genesis 1 and Revelation 22?

DAY 2 FIND the FACTS:

1. Write the numbers on the line to match the facts below
1 _____ Approximate number of writers of the Bible
3 _____ Books in the Old Testament
4 _____ Books in the New Testament
5 _____ Days God took to create
5 _____ The day on which God rested
6 _____ Number of Persons of God
7 _____ Books of the law
17 _____ Old Testament historical books (including the books of law)
17 _____ Books of poetry
21 _____ Major and minor prophets
27 _____ Books of history of the church
39 _____ Epistles or letters
40 _____ New Testament prophecy
1500 _____ Gospels

DAY 3 VERSE ANALYSIS: Please fill in the missing words.

Psalm 119:89

For ever, O LORD, thy _____ is _____ in _____.

1. How long is God's word established? How long is that? (Ps. 119:89)
2. What definition of the word "settled" do you think best describes what the Psalmist is saying about God's word here? (Ps. 119:89)
3. What does this communicate about the trustworthiness of God's word? (Ps. 119:89)
4. Psalm 119 talks about the Scripture throughout. List five or more descriptions of the Scripture from Psalm 119:89-96.
5. What does Psalm 119:89-96 tell you about how God's word relates to people and to the actual writer of this section?

PASSAGE THOUGHTS

Lesson 2: The Bible Is God's True Word

Hebrews 1:1 says that God spoke long ago to the fathers through the prophets in varying portions and in many ways. There were many human writers of the Scriptures from a variety of walks of life. Second Peter 1:20-21 says that men were moved by the Holy Spirit rather than by an act of human will in writing the Scripture. It is not a matter of one's own interpretation.

When we think about the variety of writers, the length of time covered, and the changing culture and education of each situation, we can only marvel at Bible's unity. It is a unity of theme and teaching, and of the truths of the Person of God and of His rule of the universe including man throughout its pages. It includes sixty-six books and over forty different writers during a period of some fifteen hundred years.

Luke 24:44 says, "... These are the words which I spake unto you while I was yet with you, that all things must be fulfilled which are written in the Law of Moses and in the Prophets and in the Psalms concerning me." The Law of Moses was accepted by the Jews to be the first five books, the Prophets included what we consider today to be the Major and Minor Prophets, and the Psalms included the remainder of our present Old Testament.

Psalms 93:5 says, "Thy testimonies are fully confirmed..." The Word of God testifies concerning truths which are beyond the unaided intelligence of man and the reach of human investigation. The scriptural record is not a theory or an interpretation of facts. It is a witness of the facts themselves. Genesis 1 is the first testimony of God's revelation. Psalm 19:7 says, "... The testimony of the Lord is sure, making wise the simple."

Revelation 4:8-11 first gives praise to the "Lord God Almighty, who was and is and is to come." Then praise is given for His creation of all things according to His will. Do we also praise God for who He is and then for what He has done?

The foundational truths of the Bible are laid down in the first sentence of the Bible, which excludes the following viewpoints:

- Atheism, because God created the universe.
- Evolutionism, because God created all things.
- Humanism, because God is the ultimate reality, not man.
- Pantheism, because God is beyond and separate from what He has created.
- Polytheism, because there is only one God.

Not only did the Holy Spirit move men to write the Scripture, but he also helps us today to understand it according to 1 Corinthians 2:12, 14. The Pharisees knew the Scriptures, but they missed the point that they were written about Jesus Christ to turn people to faith in Him (Rm. 12:2). If we do not turn to Christ and follow Him in obedience, then we are in danger of becoming proud of what we know rather than grateful for whom we know and what He has done for us.

R. A. Torrey in 1897 said, "The Bible is good only because of the truth that is in it, and to see this truth demands close attention. A verse must often times be read and reread and read again before the wondrous message of love and power that God has put into it begins to appear. Words must be turned over and over in the mind before their full force and beauty takes possession of us. One must look a long time at the great masterpieces of art to appreciate their beauty and understand their meaning. When you read a verse in the Bible ask yourself: What does this mean? What does it mean for me? Is that all it means? And don't leave until you are quite sure that it is all it means for the present. You may come back at some future time and find it means yet a great deal more."

How do you know what your picture of God's Word is? What is it? What should it be?


PRAYER: *Father, help us see Your Word as truth this week.*



PREPARE to SHARE: Review the passage, and use the questions to help draw the passage together in order to strengthen your relationship with God, your family and others.



FOCUS: God's Word is perfect, sure, right, pure and true.

A. OBSERVE  :

1. Who are the main and other characters?
2. Where is the action taking place, and what are the characters doing?
3. What words or phrases: a. occur frequently; b. should be defined for the children (include a definition)?
 - a.
 - b.
4. What qualities, promises and/or commands of God do you see in this passage?

B. SUMMARIZE  :

1. Into what 2-4 sections would you divide this passage? Label the sections.
2. What information can be added by cross references?
3. Make a summary statement of ten words or less, uniquely identifying the passage.

C. APPLY  :

1. From this passage what can you:
 - a. praise God for?
 - b. thank God for?
 - c. pray for yourself, your family and others?
2. To apply this passage you would:
3. To apply this passage a child would:
4. What applications can be made as questions?
 - a.
 - b.
 - c.

D. SHARE  :

1. What important points do you want to communicate to your family, and how?
 - a.
 - b.
 - c.

PASSAGE SUMMARY

Lesson 2: The Bible Is God's True Word

God wants us to know about Him, so He guided men to write a special book with all the information He wants us to know. God wants us to listen and think about His words. And when we can read, He wants us to read His words and think about them some more.


God wants us to talk to Him about what we are hearing and learning. The book of Proverbs tells us that if we listen to and study God's Word diligently, we will become wise. And that is what we are doing in these studies. We are listening and learning about God and what He wants for us today.

Psalm 119:89 tells us that God has established His word in heaven. The Bible is God's book to us. It is a big book made up of sixty-six smaller books. God chose many people to write different parts of the Bible, and it is all true. The actual books of the **Bible** were written during some 1500 years. However, the Bible records the history of God's dealings with man throughout the years from creation to His establishment of the early church. The Bible also tells us some of the things God will be doing in the future, and how believers will spend eternity with Him.

God told a man to write down the stories about Adam and Eve, and about Abraham, Isaac, Jacob and Joseph. He also told men to write about Joshua, David, Esther and Ruth. Each of the men that God selected wrote the stories exactly the way God told them to write them (2 Pt. 1:20). And we still have the very stories those men wrote in our Bibles today, even as early as the book of Genesis. These stories help us know what happened long ago. They help us know how we should live. They show us what happened when **people** disobeyed God, and they show us what happened when the people obeyed God. It also tells us what will happen when

we obey or disobey God.

It was God's Spirit which caused men to write the words God wanted to have written down so we could learn about God and be drawn to God (2 Pt. 4:2). It tells us about God's holiness and justice. It teaches us what is right and wrong and how we are to act. It also shows us how much God loves, cares for and watches out for us.



The Old Testament points forward to the story of **Jesus**, God's only Son. The story of Jesus is carefully given in the New Testament in the books of Matthew, Mark, Luke and **John**. It is the best story ever. It tells us how God loved us so much that He sent His only Son, Jesus Christ, to die for our **sins**. God raised His Son from the dead so that we can live with Him forever if we receive Jesus as our Savior and Lord. It is also the best story ever because it is all true (2 Tim. 3:16).

The other books of the New Testament tell of the church of Christ and how it relates to God. They also point out the destruction there will be for those who do not turn to God. The last book of the Bible points to the wonderful future that believers will have with God in heaven.


Next week we will find out what God said He did in the beginning. We will hear about another part of God's nature, the Holy Spirit. God the **Father**, God the **Son** and God the **Holy Ghost (Spirit)** were all present in the beginning. There is one God, eternally existing in three Persons.

QUESTIONS: What is God's true Word?
 What are some stories you know that are from the Bible?



ACTIVITY SUGGESTIONS: *Consider the needs of the children, then vary the suggestions according to your talents and interests.*




BEGINNING:  *Statement and/or activity to begin getting the children's attention.*

Use a color page. Use lots of books of various kinds such as a dictionary, cook book (make something simple from it), story, picture, music (sing something from it), etc.

SAY: We are going to talk about how we got our Bibles. Let's look at some books we have today.

TRANSITIONS:  *Use one or two during the week; keep them simple, positive and fun.*


Let's find out what the first book says to do today. (Give instructions for finding a note on page....)

VERSE:  *Locate it in the Bible. The goal is enjoyable association, participation and repetition.*

Make a large Bible shape on which to help children assemble words to make the verse.

SONGS and HYMNS:  *Sing together.*

- "God's Promises Are True;" "His Word Stands Forever;" "Holy Bible, Book Divine"
- **Say and Do:** As we sing let's pretend (or actually hold) a Bible carefully and sing to God who gave us His Word. You may want to pass two or three Bibles around changing between songs.

LARGE MUSCLE:  *Use when it is time for some guided action.*

Go and Find. Collect books from around the house to compare and contrast.

SAY: "God helped men write lots of kinds of books to make the Bible."

THINK and DO:  *Look up, look around, look inside.*

- **Bible Parts:** Provide some names of the parts of the Bible for the children to match such as: Old Testament, New Testament, Genesis, Matthew, etc. Have the children say some of the names with you. SAY: The Bible is divided into two big parts, the Old Testament and the New Testament. Some of its books are: Genesis, Exodus ... Matthew, Mark.
- **Bible Shape:** Make a smaller Bible shape with black construction paper. Help children glue the white Bible shaped verse on the black shape. SAY: God said that in the beginning was the Word...
- **Book Mark:** Make a bookworm bookmark with bright colors of construction paper. Help children glue John 1:1 to the bookworm to be used as a bookmark for their Bible. SAY: God gave us His Word to tell us about Himself. He wants us to learn to listen to Him through it and learn to read it for ourselves.
- **Coloring Book:** Help the children color different pages of the coloring pages for the quarter, and make a book of it for the classroom. SAY: Many children helped make this book. And God's Holy Spirit helped many people write the Bibles.

TODDLER ACTIVITIES:  *Do one or more with each child some time during the week.*

- **Books:** Post short verses on the walls on Bible shapes, and point God's words out to the children.
- **Holy Bible:** Show your Bible to your toddler. Show them how you take care of it. This may be a good time to provide a Bible for your toddler and begin reading a short passage to them from it.

SNACK and SHARE:  *Parent's time to listen.*

- **Snack:** Crackers with peanut butter in between to represent the good things inside the Bible; water.
- **Questions:** What books do you like to read?

STOP and CONSIDER:  *A time to think quietly.*

For a few quiet moments stop and think about how and perhaps why God gave us His word which is all true. We are going to learn some wonderful things about God this year in His Word, the Bible.

REVIEW:  *An enjoyable time of remembering or practicing.*

Concentration Game: Use picture cards and/or words of the lesson. Include: 1, 2, A, B, picture of a bookworm, Bible shape, the words "God," "Father," "Son," and "Holy Spirit." Scramble and place pairs of picture cards on the table or floor with the blank side up. Have children take turns turning 2 over at a time. Help them talk about what they see. When they make a match they can keep that pair until the game is over.