



DAILY STUDY

Lesson 27: Jesus Christ, God's Perfect Lamb

Passage: Read Hebrews 9

Verse: Hebrews 9:27

DAY 1 LET'S BEGIN:

1. What was the earthly sanctuary of the first covenant? (Heb. 9:1-2)
2. What was in the holy place of the tabernacle? (9:2)
3. What was behind the second veil? (9:3-4)
4. What was in the ark? (9:4)
5. What were the cherubim of glory overshadowing? (9:5) What do you think that means?
6. What were the priests continually doing in the outer tabernacle? (9:6)
7. What happened in the inner tabernacle? (9:7)

DAY 2 FIND the FACTS:

1. What promise did God give in Genesis 3:15?
2. What did God make for Adam and Even in Genesis 3:21?
3. What does Genesis 4:4 say about Abel's offering? (Heb. 11:4)
4. What does Hebrews 9:9 say about gifts and sacrifices?
5. What high priest is named in Hebrews 9:11?
6. What holy place did Christ enter? (Heb. 9:24, 12)
7. What did Jesus take as a sacrifice into the holy place? (9:12)
8. What had Jesus obtained according to Hebrews 9:12?
9. What is eternal redemption? (9:12)
10. What was the condition of Christ when He offered Himself? (9:14)

DAY 3 THINK it THROUGH:

1. What comparison or contrast is Hebrews 9:15 making about the first covenant and the new covenant?
2. What makes a covenant valid according to Hebrews 9:16-17, and what do think that means?
3. What had Moses done after he spoke the commandment to the people? (Heb. 9:19b)

PASSAGE THOUGHTS

Lesson 27: Jesus Christ, God's Perfect Lamb

The Old Testament pointed forward to Jesus' life and death here on earth. In December we looked at the miraculous virgin birth of Jesus Christ in view of His position as the Lamb of God. He was born of the Holy Spirit without sin. Now we will look at the end of His life here on earth in relation to the sacrificial system introduced in the Old Testament.

As early as Genesis 3 we see that God made the first sacrifice in order to provide a covering for Adam and Eve who had sinned against Him. In Genesis 4 God accepted Abel's sacrifice of the firstlings of his flock. In Genesis 8 Noah made an acceptable burnt offering sacrifice from the clean animals after he emerged from the ark. Abraham offered a number of sacrifices, and God even asked him to make an offering of his promised son, Isaac. Abraham immediately set out to carry out God's instruction. However, as the knife came down, God showed Abraham that He had already provided a substitute. It was waiting while Abraham had the opportunity to respond in his willingness to open his hands completely before God. God counted it to his account as righteousness (Gn. 21-22).

However, none of these people was perfect. Each of them sinned against God in some way, and the sacrifices had to continue. In Exodus we see the sacrifice of the unblemished Passover lamb (Exodus 12-13). At that time all the first-born were killed if the blood was not on the door posts when the LORD struck all the first-born in the land of Egypt. God told the people to carry out the Passover feast each year as a reminder of what God had done when He removed them from slavery in Egypt.

God removed the nation of Israel from Egypt, but that whole generation died in the wilderness because of their unbelief in viewing the promised land (Nm. 13-14). The giants were larger than God. The next generation entered the promised land, but they did not drive out the occupants completely as God had directed (Jud. 1:21 - 2:3). The sacrifices continued.

In Leviticus we see a complete outline of the Laws and the sacrificial system. However, the Laws could not save anyone. They could only

point out man's sin and condemn him. As the Old Testament closed, Israel was scattered and sinful. They had been dispersed because of their lack of turning from idolatry and to God. At the very end of the Old Testament we see that God would send one who would restore the hearts of the fathers to their children, and the hearts of the children to their fathers so that God would not smite the land with a curse (Mal. 4:5-6). As the New Testament opens we see the birth of God's only Son, Jesus Christ. We see that even then only a few people knew who He was (Mt. 1-2). In Matthew 3 John the Baptist baptized Jesus Christ. And the voice of God said, "This is My beloved Son, in whom I am well pleased." (Mt. 3:17) God had not been able to say this about anyone else.

After three years of ministry Jesus was still the perfect Son of God (Matthew 4). However, John had already introduced Jesus as "the Lamb of God who takes away the sin of the world." As Jesus entered Jerusalem on the back of a colt, He went directly to the temple and exposed the corruption of the sacrificial system (Mt. 21). At that time there was a veil between the people and even the priests, separating everyone from the presence of God in the Holy of Holies. Jesus entered Jerusalem at the time of the Passover celebration when hundreds of lambs were being sacrificed. However, Jesus Himself would soon give Himself once for all as the perfect, complete and final sacrifice needed (Heb. 9-10).

In Matthew 5:17 Jesus said that He did not come to do away with the Law and Prophets, He came to fulfill them completely. Every promise would be met fully. The people were ready to crown Jesus, king, but Jesus was ready to die as a Lamb. Only this Lamb was completely pure and spotless. Only He could deliver us from the power of sin and death to bring us to His eternal kingdom.

Who is Jesus Christ to you? How do you offer sacrifices instead of loyal obedience and service?

PRAYER: *Father, thank you for sending Your only Son for me.*



PREPARE to SHARE: Review the passage, and use the questions to help draw the passage together in order to strengthen your relationship with God, your family and others.



FOCUS: Jesus Christ, God's perfect Son was the only perfect Lamb.

A. OBSERVE  :

1. Who are the main and other characters?
 2. Where is the action taking place, and what are the characters doing?
 3. What words or phrases: a. occur frequently; b. should be defined for the children (include a definition)?
 - a.
 - b.
 4. What qualities, promises and/or commands of God do you see in this passage?
-

B. SUMMARIZE  :

1. Into what 2-4 sections would you divide this passage? Label the sections.
 2. What information can be added by cross references?
 3. Make a summary statement of ten words or less uniquely identifying the passage.
-

C. APPLY  :

1. From this passage what can you:
 - a. praise God for?
 - b. thank God for?
 - c. pray for yourself, your class and others?
 2. To apply this passage you would:
 3. To apply this passage a child would:
 4. What applications can be made as questions?
 - a.
 - b.
 - c.
-

D. SHARE  :

1. What important points do you want to communicate to your class, and how?
 - a.
 - b.
 - c.
-

PASSAGE SUMMARY

Lesson 27: The People Demand a King

When Samuel became old, he appointed his sons, Joel and Abiah, as judges over Israel, but they did not walk in the ways of Samuel. They pursued money, took bribes and turned away from judgment. So all the elders of **Israel** approached Samuel at Ramah and requested that he appoint them a king like all the other nations. Samuel prayed to the **LORD**, and the **LORD** told Samuel to do as the people requested. He pointed out that they were not rejecting Samuel; they were rejecting God Himself. The people were doing what they had always done since leaving Egypt. They were still forsaking God and serving other gods. The **LORD** God told Samuel to warn the people about a king.

So Samuel advised the people that a king would use their sons for his chariots and for providing equipment for war. They would plow and reap his harvest, and he would use their daughters to work for him. A king would **take** the best of their fields for his servants and a tenth of their produce. He would take servants and donkeys for his work along with a tenth of their flocks. The people would even become his servants. Samuel warned that they would some day cry out because of a king; however, the **LORD** would not listen to them then. No matter what Samuel said, the people wanted a king to fight their battles for them. Samuel returned to the **LORD** with their response. The **LORD** again told Samuel to do as they asked and appoint them a king. Samuel sent the elders home.

Meanwhile, a Benjaminite man named Kish had sent his tall, handsome son, Saul, to find some missing donkeys. He had gone all the way to Zuph before he suggested they return home so his father would not begin to worry. The servant suggested they visit the seer (prophet) whose words were always proven true to find out about their donkeys. As they entered the city, Samuel, the seer, was coming out.

The day before God had told Samuel about a Benjamite looking for his donkeys. He was to anoint him as their captain, and he would deliver the people from the Philistines. When Samuel saw **Saul** approaching, the **LORD** told Samuel that Saul was the one to **reign (rule)** over His people. Therefore, when Saul approached Samuel, he invited Saul to join him on the way to the mountain and explained that he would tell him what he wanted to know the following day. Samuel revealed that the donkeys had been found.

Saul was surprised at the special treatment that night saying that he was of the smallest family of the smallest **tribe**, the tribe of Benjamin. The next day Samuel got Saul up about daybreak to return to the city. Soon Samuel had Saul send his servant ahead in order to give Saul a message. Samuel told Saul that the **LORD** had chosen him to be the captain over his people as he poured oil on his head to anoint him. Then Samuel revealed a number of details about that day, and the Spirit of the **LORD** came upon Saul mightily, and everything happened just as Samuel predicted. The people even took note of what was happening. Saul's uncle questioned him about his visit with Samuel, and Saul told him about the donkeys but not about the kingdom.

Later Samuel called the people together at Mizpeh and cast lots to see who the **LORD** had chosen. The lot fell on Saul who was found hiding behind the stuff (baggage). The people shouted, "God save the **king**." Samuel wrote down the ordinances of the kingdom, laid it before the **LORD** and sent the people home. Then Samuel returned home, too.




QUESTIONS: Why did the people want a king? Who was really their king?
What is important to you about this story?
What have you learned about God from this passage?





ACTIVITY SUGGESTIONS: *Consider the needs of the children, then vary the suggestions according to your talents and interests.*




BEGINNING:  *Statement and/or activity to begin getting the children's attention.*


Use a word puzzle/color page. Provide tabernacle pictures; help children make or color some of the tabernacle furniture such as a lampstand, table, veil, altar of incense, ark, etc. Promise a special snack later.
 SAY: Today we are going to look at the tabernacle. It gives us a picture of what God requires.

TRANSITIONS:  *Use one or two during the week, keep them simple, positive and fun.*
 The high priest says to....

VERSE:  *Locate it in the Bible. The goal is enjoyable association, participation and repetition.*
 Put the verse on pieces of a puzzle to make the numeral 1 as it is assembled. Repeat the verse several times.

SONGS and HYMNS:  *Sing together.*

- "Search Me, O God," "Praise Him, Praise Him," "Because He Lives"
- **Say and Do:** As we sing let's think about what Jesus did and where He is living now. Talk about the words in the hymn, "Because He Lives."

LARGE MUSCLE:  *Use when it is time for some guided action.*

Continual Sacrifices: Have one person be a high priest. Each individual should take a toy or paper lamb to the priest as a sacrifice each day this week. Point out that the priests were continually making sacrifices because the sins were never removed.

THINK and DO:  *Look up, look around, look inside.*

- **Animals:** Consider the various animals that were used for sacrifices such as goats, calves, sheep, etc.
 SAY: The animals were to be perfect, without blemishes because of our sin.
- **High Priests:** Provide pictures of the priests. Help the children help make a paper breastpiece according to Exodus 28:15-30.
 SAY: There were many high priests but only one Great High Priest who was Jesus Christ.
- **Calendar:** Provide several calendars with one month on a page. Show the Day of Atonement that was once a year. Provide one page for September 10 (Tishri) the Day of Atonement, and let the children mark the 10th differently from the others. Other days can be marked, too, to show days for sacrifices.
 SAY: On the Day of Atonement the priest worked while the people rested. That is what Jesus did for us. He did all the work of paying for our sin completely.
- **Commandments:** Consider Exodus 20 together as a review of the commandments. To be perfect we must always keep them all or we must depend on the sacrifice that Jesus made for us.
 SAY: Only a perfect sacrifice was acceptable. Jesus was perfect.

TODDLER ACTIVITIES:  *Do one or more with each child some time during the week.*


- **High Priests:** Show them pictures of the priests. Help them color a paper breastpiece according to Exodus 28:15-30.
- **Tabernacle or Temple:** Show them pictures of these places, and tell them about a few of the furnishings and their uses.

SNACK and SHARE:  *Parent's time to listen.*

- **Snack:** Special treat such as finger Jell-O; sugarless cookies, etc. water.
- **Questions:** What are some things that are hard to wait for?

STOP and CONSIDER:  *A time to think quietly.*

Think about how you were waiting eagerly for a treat. What will you be eagerly waiting for in heaven?

REVIEW:  *An enjoyable time of remembering or practicing.*

Concentration/Matching Game: Use picture cards and/or words of tabernacle furnishings. Scramble and place pairs of picture cards on the table or floor with the blank side up. Help children take turns turning two over at a time. Help them name the items they see. When they make a match, they can keep that pair until the game is over. If all are collected before time is up, you can reshuffle and begin again.